

Relativity III: Fields

Relativity in electromagnetism is covered in chapter 5 of Purcell and then sprinkled in throughout the rest of the book, notably in sections 6.7 and 9.7, and appendix H. For a more advanced discussion, see chapter 3 of Schutz for tensors, and chapter 12 of Griffiths and chapters I-34, II-13, and II-25 through II-28 of the Feynman lectures for relativistic electromagnetism. For a brief taste of general relativity, see chapter 14 of Morin, and chapter II-42 of the Feynman lectures. For a great, accessible introduction to tests of general relativity, see *Was Einstein Right?* by Will. There is a total of **89** points.

1 Electromagnetic Field Transformations

Idea 1: Field Transformations

If the electromagnetic field is (\mathbf{E}, \mathbf{B}) in one reference frame, then in a reference frame moving with velocity \mathbf{v} with respect to this frame, the components of the field parallel to \mathbf{v} are

$$E'_{\parallel} = E_{\parallel}, \quad B'_{\parallel} = B_{\parallel}$$

while the components perpendicular are

$$\mathbf{E}'_{\perp} = \gamma(\mathbf{E}_{\perp} + \mathbf{v} \times \mathbf{B}_{\perp}), \quad \mathbf{B}'_{\perp} = \gamma\left(\mathbf{B}_{\perp} - \frac{\mathbf{v}}{c^2} \times \mathbf{E}_{\perp}\right).$$

As alluded to in **R2**, this is the transformation rule for the components of a rank 2 antisymmetric tensor.

Under these transformations, Maxwell's equations remain true in all inertial frames, and the Lorentz force transforms properly as well. Furthermore, a Lorentz transformation does not change the total amount of charge in a system, where total charge is defined by Gauss's law via the electric flux through a surface containing the system.

Remark

There are many ways of deriving the field transformations. The tensor method alluded to above is the mathematically cleanest, but the conceptually clearest is to think about how some simple setups must Lorentz transform, if Maxwell's equations are to remain true. For example, boosting a capacitor increases the charge density on the plates because of length contraction, which is why \mathbf{E}'_{\perp} contains $\gamma\mathbf{E}_{\perp}$. (Further examples are given in chapter 5 of Purcell, which is essential reading for this section.) Another method is to demand that the Lorentz force obeys the transformation of three-force derived in **R2**.

[4] **Problem 1.** Basic facts about the electric and magnetic fields of a moving charge.

(a) Show that the field of a point charge q at the origin moving with constant velocity v is

$$\mathbf{E} = \frac{q}{4\pi\epsilon_0 r^2} \frac{1 - v^2}{(1 - v^2 \sin^2 \theta)^{3/2}} \hat{\mathbf{r}}$$

in units where $c = 1$, and θ is the angle from \mathbf{v} . In particular, the field is still radial.

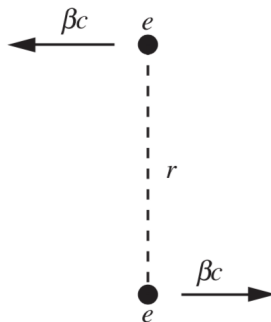
- (b) Verify that the charge of this moving charge is still q . It may be useful to consult the integral table in appendix K of Purcell.
- (c) Argue that the magnetic field of this point charge must be exactly

$$\mathbf{B} = \frac{\mathbf{v}}{c^2} \times \mathbf{E}.$$

- (d) Verify that the previous result is correct in nonrelativistic electromagnetism (i.e. using Coulomb's law and the Biot–Savart law).

The result of part (a), first found by Heaviside in 1888, implies that the field lines and equipotential surfaces of a moving charge contract by a factor of γ in the direction of motion. In fact, this was what inspired Lorentz and Fitzgerald to propose length contraction in the first place! Since it's very hard to measure the Coulomb field of a relativistic electron, this prediction was first [directly verified](#) in 2022.

- [3] **Problem 2** (Purcell 5.29). Two protons are moving antiparallel to each other, along lines separated by a distance r , with the same speed v in the lab frame, as shown.



Consider the moment the protons are a distance r apart.

- (a) Show that the three-force experienced by each proton due to the electric field of the other is

$$F = \frac{\gamma e^2}{4\pi\epsilon_0 r^2}.$$

- (b) Compute the three-force experienced by one of the protons by transforming to its rest frame, computing the force there, then transforming back to the lab frame. In particular, show that this is not equal to the result of part (a).
- (c) Show that the discrepancy is resolved if the magnetic three-force is also included.

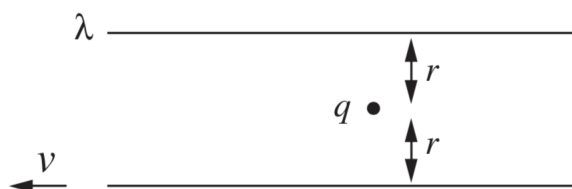
Recall from **R2** that the Lorentz three-force is $\mathbf{F} = q(\mathbf{E} + \mathbf{v} \times \mathbf{B})$. You will also have to use the three-force transformation laws you derived there.

- [3] **Problem 3** (Purcell 5.24). In the rest frame of a particle with charge q , another particle with charge q is approaching with relativistic velocity \mathbf{v} . Assume that both particles are extremely massive, and hence their velocities are nearly constant. The second particle passes a minimum distance b from the first.

- (a) Show that the impulse acquired by each particle is perpendicular to \mathbf{v} with magnitude $q^2/2\pi\epsilon_0 v b$. (Hint: you can avoid doing a nasty integral by using Gauss's law.)

(b) If the particles have mass m , roughly how large does m have to be for the above result to be a good approximation?

- [3] **Problem 4.** ⌚ USAPhO 2014, problem B2. This isn't the clearest of problems, but it introduces and justifies the Galilean field transformations we first saw in **E4**.
- [3] **Problem 5** (Purcell 5.30). Consider an infinite wire oriented along \hat{x} with linear charge density λ and current I . Show that under a Lorentz boost along \hat{x} , (λ, I) transforms like (ct, x) .
- [2] **Problem 6** (Purcell 6.22). A neutral wire carries current I . A stationary charge q is nearby; the Lorentz force on this charge is zero. Verify this remains true in a frame moving parallel to the wire with velocity \mathbf{v} , by using the Lorentz transformations of the fields.
- [3] **Problem 7** (Purcell 6.69). Two very long sticks each have uniform linear proper charge density λ . One stick is stationary in the lab frame, while the other moves to the left with speed v , as shown.



They are $2r$ apart, and a stationary point charge q lies midway between them. Find the Lorentz three-force on the charge in the lab frame, and also in the frame of the bottom stick, and verify the forces relate properly.

Remark: Are Wires Neutral?

The classic example in problem 6 starts by assuming the wire is neutral in the lab frame. But in problem 5, you showed that if a current-carrying wire is neutral in one reference frame, then it's *not* neutral in other reference frames. So how do we know which frame a *real* wire is neutral in? Is it the lab frame, the frame where the current vanishes, or something else?

It actually depends on the details, so for concreteness, let's consider two very long, parallel wires, connected at one end by a battery and at the other end by a resistor. Before current starts flowing, the whole system is neutral. So if the wires picked up a net charge density, the battery would have to have a large compensating charge, which would make it blow up. Or, to say it another way, if a net charge appears in the rest of the system, it pulls a compensating charge out of the battery, so the battery keeps the wires net neutral. You can then show that in a boosted frame, the wires stay net neutral, as you'd expected.

But this argument only shows that the wires have *opposite* charge densities $\pm\lambda$ in the lab frame. Can we show that $\lambda = 0$? Actually, we can't, because it's not true! As briefly discussed in a problem in **E2**, wires in circuits do carry charges in the lab frame, even if everything is ideal. One simple way to see this here is to note that the wires are at different electrical potentials. That's only possible if there's an electric field between them, which is created by the charge densities carried by the wires.

- [3] **Problem 8.** The vectors \mathbf{E} and \mathbf{B} cannot go into four-vectors, as they transform among each other, but rather fit together into an antisymmetric rank two tensor. As a result, there is a different set of associated invariant quantities.

- (a) Show that under the relativistic field transformations, the quantities $\mathbf{E} \cdot \mathbf{B}$ and $E^2 - B^2$ are both invariant. (Hint: this can be done using vector notation, using $\mathbf{E}_\perp \cdot \mathbf{E}_\parallel = \mathbf{B}_\perp \cdot \mathbf{B}_\parallel = 0$.) These are the two basic invariants, out of which all other invariants can be constructed.
- (b) Suppose that in an inertial frame, \mathbf{E} is zero at a given point and \mathbf{B} is nonzero. Is it possible to find an inertial frame where \mathbf{B} is zero at that point?
- (c) Recall from **E7** that, in units where $\epsilon_0 = \mu_0 = 1$, the energy density of the electromagnetic field is $\mathcal{E} = E^2/2 + B^2/2$, and the Poynting vector is $\mathbf{S} = \mathbf{E} \times \mathbf{B}$. Show that $\mathcal{E}^2 - |\mathbf{S}|^2$ is invariant. (Hint: don't use the field transformations for this part.)

Remark: Is Magnetism Real?

Purcell's electromagnetism textbook is exceptional because it shows that a force like magnetism must exist, if one believes Coulomb's law and relativity. The idea is simple. We know how forces transform between frames, and given some reasonable assumptions, can also deduce how electric fields transform between frames. If electric fields were all there were, then electric forces would have to transform just like three-forces, but they don't. So there must be some other force to make up the difference, and it turns out to be precisely the magnetic force. We saw an example of this in problem 2.

It is important not to misunderstand this beautiful idea. Many people, upon reading such arguments, believe that magnetism "doesn't exist" because it's "all just electric fields". Sometimes people even say that magnetic forces are a "mistake" caused by "forgetting about" relativistic corrections. This is all totally backwards. Sometimes time dilation in one frame can be explained in terms of length contraction in another, but that doesn't mean that length contraction doesn't exist, or is a mistake – it's perfectly real in that particular frame. (Furthermore, while you can always get rid of the magnetic *force* on one particle at one moment by going to that particle's rest frame, there are plenty of situations where you can't remove the magnetic field, as we saw in problem 8!)

The real lesson of relativity isn't that magnetic fields are a mistake, it's that electric and magnetic fields are as intertwined as space and time, as you can see from their transformation properties. Just as space and time combine into a four-vector, electric and magnetic fields combine, in an equal footing, into the electromagnetic field tensor.

Remark: Electromagnetism in Covariant Form

Problem 5 is a first step to showing that $J^\mu = (\rho, \mathbf{J})$ is a four-vector, where ρ is the charge density and \mathbf{J} is the current density. Note that the continuity equation for charge, as mentioned in **T2**, can be simply written in four-vector notation as

$$\partial_\mu J^\mu = 0.$$

As another example, you can show that the four-current of a single charged particle q is $J^\mu = qu^\mu$. We can go even further and write the whole of electromagnetism in terms of four-vectors and tensors. Maxwell's equations can be written as

$$\partial_\mu F^{\mu\nu} = J^\nu.$$

The invariant quantities found in problem 8 can be written in terms of the field strength tensor as $F_{\mu\nu}F^{\mu\nu}$ and $\epsilon_{\mu\nu\rho\sigma}F^{\mu\nu}F^{\rho\sigma}$ where $\epsilon_{\mu\nu\rho\sigma}$ is the Levi-Civita symbol. These are the only two ways to “contract all the indices” to get a scalar.

Remark: Elegant Notation

Sometimes people dislike the index notation above because of all the little Greek letters floating around. If you *only* want to deal with vectors, vector notation is often better. It hides all the indices, at the cost of requiring you to introduce special symbols like \cdot and \times to specify the vector operations you want to do. The reason we don’t use a vector-like notation for tensors is because there are too many operations you can do with them (e.g. “contract the 3rd index of a rank 4 tensor with the 1st index of a rank 2 tensor”) to define separate symbols for each one; indices are just more efficient. On the other hand, if you only work with totally antisymmetric tensors, then there are only a few possible operations, and one can use the elegant, index-free “differential form” notation. In this notation, Maxwell’s equations are

$$d \star F = J$$

where d is called the exterior derivative, \star is the Hodge dual, and the fact that the electromagnetic fields are derivatives of potentials is expressed as

$$F = dA.$$

So is this the *best, most true* formulation of Maxwell’s equations? Well, as Feynman once pointed out, you can easily do better. For example, you can define the “unworldliness”

$$U = |\mathbf{F} - m\mathbf{a}|^2 + (\nabla \cdot \mathbf{E} - \rho/\epsilon_0)^2 + \dots$$

Then *all* physical laws can be expressed in terms of the amazingly simple equation

$$\boxed{\boxed{U = 0.}}$$

But this doesn’t actually help, because to use the equation for anything, you need to plug in the definition of U , and then you’re back to where you were before. In general, more elegant notation is often more brittle: it only works well in a smaller set of situations. (For example, with differential form notation, you just can’t write down the stress-energy tensor of the electromagnetic field, because that’s symmetric rather than antisymmetric.) Index notation is great because it works as long as indices are contracted in pairs, which holds as long as you’re dealing with laws that are independent of coordinate system. In general, there’s no need to be ideological about notation; it’s just a tool, and we should use the best tool for each job. If anyone tells you that their preferred alternative notation for vectors or tensors will revolutionize physics, keep your hand on your wallet.

[4] **Problem 9.** Consider an electromagnetic wave of the form

$$\mathbf{E}(z, t) = E_0 \cos(kz - \omega t)\hat{\mathbf{x}}, \quad \mathbf{B}(z, t) = B_0 \cos(kz - \omega t)\hat{\mathbf{y}}.$$

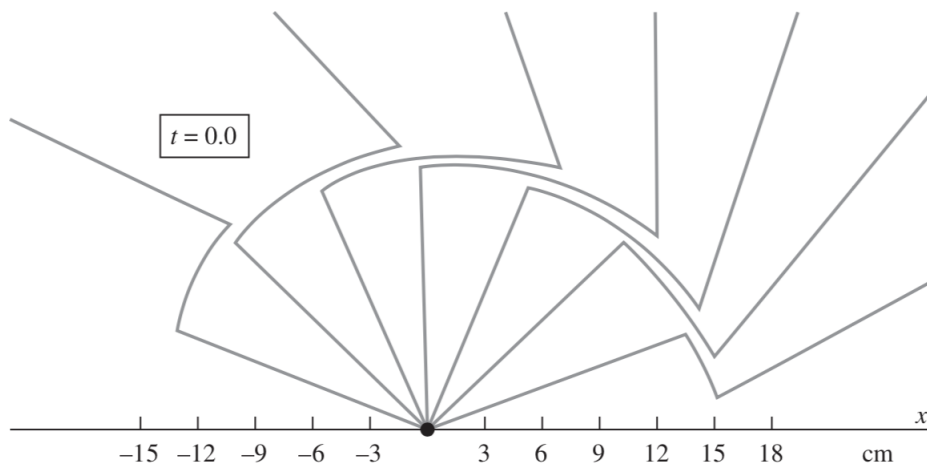
As usual, you may work in units where $c = 1$.

- (a) What do Maxwell's equations imply about the relation between E_0 and B_0 , and k and ω ?
- (b) Now consider a frame moving with velocity v along the \hat{z} direction. Show that the electromagnetic wave continues to have the same basic functional form for $\mathbf{E}'(z', t')$ and $\mathbf{B}'(z', t')$, but with new parameters E'_0 , B'_0 , k' , and ω' . Using these results, show that the energy density of the wave is smaller by a factor of $(1 - v)/(1 + v)$.
- (c) The energy of a photon in an electromagnetic wave of angular frequency ω is $E = \hbar\omega$. Show that for a finite-sized electromagnetic wave, the initial and boosted frames agree on the number of photons. This was one of the hints Einstein used to conclude light was made of photons.
- (d) Now consider another question Einstein pondered: what does the light wave look like if we try to "catch up" with it, taking $v \rightarrow c$? Is this consistent with the invariants of problem 8?

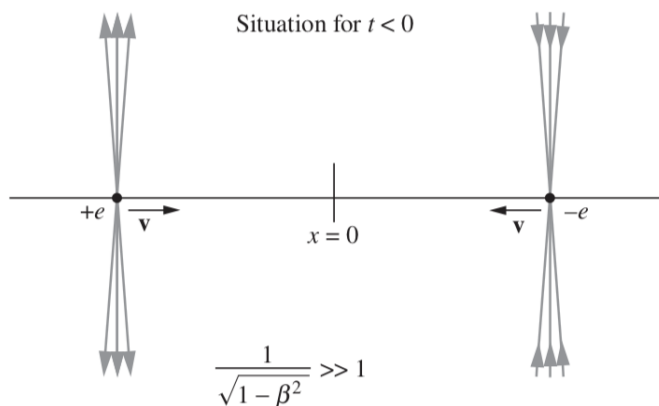
Idea 2

If a uniformly moving point charge suddenly stops moving, then the field outside a spherical shell, centered at the charge when it stopped moving, expanding at speed c , is precisely that calculated in problem 1. The same occurs if the point charge suddenly changes its velocity; information about the change only propagates at c .

- [1] **Problem 10** (Purcell 5.18). In the figure below, you see an electron at time $t = 0$ and the associated electric field at that instant.



- (a) Describe what has been going on, as quantitatively as you can.
- (b) Where was the electron at the time $t = -0.75$ ns?
- [2] **Problem 11** (Purcell 5.19). The figure below shows two highly relativistic particles with opposite charge approaching the origin.



They collide at the origin at time $t = 0$ and remain there as a neutral entity. Sketch the field lines at some time $t > 0$.

- [3] **Problem 12.** Work through the derivation of the Larmor formula in Appendix H of Purcell.
- [3] **Problem 13** (Purcell H.4). The Larmor formula only applies to particles moving nonrelativistically. To get a result valid for faster particles, we can simply transform into an inertial frame F' where the particle is nonrelativistic, apply the Larmor formula, then transformed back to the lab frame.

- (a) Consider an relativistic electron moving perpendicularly to a magnetic field \mathbf{B} . Defining the radiation power as $P_{\text{rad}} = dE/dt$, find P'_{rad} , the power in a frame instantaneously comoving with the electron.
- (b) Argue that in this context, $P_{\text{rad}} = P'_{\text{rad}}$, and conclude that

$$P_{\text{rad}} = \frac{\gamma^2 v^2 e^4 B^2}{6\pi\epsilon_0 m^2 c^3}.$$

Thus, the power increases rapidly as $v \rightarrow c$. Incidentally, a “relativistic” way to write the general result is

$$P_{\text{rad}} = \frac{q^2}{6\pi\epsilon_0 c^3} \left(\frac{1}{m} \frac{dp^\mu}{d\tau} \right)^2$$

which clearly reduces to the Larmor formula in the nonrelativistic limit.

- (c) This radiation is also called synchrotron radiation. Qualitatively, how does its angular distribution differ from radiation from an accelerating nonrelativistic charge?

Remark: Gravitoelectromagnetism

As mentioned in **E1**, there’s a close analogy between electrostatic fields, which are sourced by charge density ρ_e , and gravitational fields, which are sourced by energy density ρ . Therefore, if you apply the analogy and run the same arguments as in Purcell, you would expect there to be a “gravitomagnetic” field, which is sourced by momentum density $\mathbf{J} = \rho\mathbf{v}$. That’s indeed correct! In the theory of gravitoelectromagnetism, the force on a point mass is

$$\mathbf{F} = m(\mathbf{E}_g + 4\mathbf{v} \times \mathbf{B}_g)$$

where the gravitoelectric and gravitomagnetic fields \mathbf{E}_g and \mathbf{B}_g satisfy

$$\nabla \cdot \mathbf{E}_g = 4\pi G\rho, \quad \nabla \cdot \mathbf{B}_g = 0, \quad \nabla \times \mathbf{E}_g = -\dot{\mathbf{B}}_g, \quad \nabla \times \mathbf{B}_g = 4\pi G\mathbf{J} + \dot{\mathbf{E}}_g.$$

From this you can draw some interesting conclusions. For example:

- Two masses moving parallel to each other will have an extra attraction due to the gravitomagnetic force.
- A rotating object will produce a gravitomagnetic field which can cause gyroscopes to precess; this is called the Lense–Thirring, or frame dragging effect, which has been measured by satellites such as [Gravity Probe B](#). (There is also a significantly larger “geodetic” effect caused by the curvature of spacetime around the Earth, but this isn’t captured within gravitoelectromagnetism.)
- A cylinder which starts to rotate will induce a gravitoelectric field inside, by Faraday’s law. This will cause masses inside the cylinder to start rotating a small amount in the same direction as the cylinder. (This is also sometimes called frame dragging.)

Now you might be puzzled by two things: first, how does gravitoelectromagnetism relate to general relativity, and second, why is there an extra 4 in one of the equations above? Well, the truth is that Purcell’s arguments don’t really work for gravity. These arguments crucially depend on electric charge $Q = \int \rho_e d\mathbf{x}$ being Lorentz invariant, which in our more sophisticated language was necessary to ensure $j^\mu = (\rho_e, \rho_e \mathbf{v})$ is a four-vector. However, the total energy $E = \int \rho d\mathbf{x}$ is not Lorentz invariant – instead it’s itself a component of a four-vector. Thus, $(\rho, \rho \mathbf{v})$ isn’t a four-vector, so none of the arguments really work: the theory of gravitoelectromagnetism is just not Lorentz invariant at all.

Instead, gravitoelectromagnetism is properly derived as a limiting case of general relativity, valid when all the masses involved are moving slowly, $v \ll c$. The fact that general relativity is a theory of a rank 2 tensor field, the metric $g_{\mu\nu}$, is responsible for the extra factors of 2 above. Even though it’s only approximately true, gravitoelectromagnetism is a very useful tool for analyzing precision tests of general relativity, since it’s much easier to calculate with.

However, there’s also a *lot* of nonsense written about gravitomagnetism, both on the internet and in mediocre academic journals. The problem is that the effects are very small, which means they usually don’t matter, but they’re also a bit subtle, which makes it easy to make a mistake and overestimate their importance. For example, many have tried to use gravitomagnetism to explain the anomalous rotation of galaxies (typically ascribed to dark matter), even though, using just the basic equations above, you can see that the gravitomagnetic force is $(v/c)^2$ times smaller than the usual gravitational force. Since galaxies rotate at $v/c \sim 10^{-3}$, the effect is about 10^6 times too small to fix the problem.

In fact, now is a good time to issue a warning. There’s a concept called Lizardman’s constant, which is the fact that in any survey, no matter how it’s designed, about 3% of the answers will be complete nonsense. 3% of people will enthusiastically tell you that they were born on Mars, that the Moon landing was faked, or that the Earth is run by lizardmen. That’s

because there's an irreducible fraction of people that are mistaken, crazy, or just plain trolling.

The internet is a wonderful place to learn introductory physics, because it's relatively straightforward, so the sincere and competent outnumber the crazy. But as you go to more advanced topics, the fraction of people who know what's going on, and who have the time and energy to tell you, rapidly drops, while the 3% stays just as large. Now that you're at the end of this curriculum, you're also at the point where the *majority* of internet commentators on the topics you're learning are completely wrong. Fortunately, you're also learning what sources are good, and developing the knowledge needed to check things for yourself. As you continue learning tougher subjects, these skills will keep you on the right track.

2 Charges in Fields

- [5] **Problem 14.** ⌚ IPhO 1991, problem 2. A problem on the subtle relativistic “hidden momentum”.

Idea 3: Scalar and Vector Potentials

In **E1**, we learned about the electric (or “scalar”) potential $\phi(\mathbf{x})$, which obeys $\mathbf{E} = -\nabla\phi$. More generally, the scalar potential can depend on both space and time, as can the vector potential $\mathbf{A}(\mathbf{x}, t)$, and these two quantities yield the electric and magnetic fields by

$$\mathbf{E} = -\nabla\phi - \frac{\partial\mathbf{A}}{\partial t}, \quad \mathbf{B} = \nabla \times \mathbf{A}$$

Olympiad problems rarely require thinking about the vector potential, but it's essential to formulate the following idea.

Idea 4: Canonical Momentum

Noether's theorem yields a conserved quantity for every symmetry. If a system is symmetric under time translations, then its energy is conserved. Spatial translational symmetry yields momentum conservation, and rotational symmetry yields angular momentum conservation.

We won't prove Noether's theorem, but we'll illustrate it for a nonrelativistic particle of mass m and charge q . First, if ϕ and \mathbf{A} are both time-independent, then the conserved energy is

$$E = \frac{1}{2}mv^2 + q\phi.$$

This is quite familiar. Note that \mathbf{A} doesn't appear because in this case, the only role of \mathbf{A} is to determine the magnetic field, which does no work.

As for space-translational symmetry, if ϕ and \mathbf{A} are both space-independent, then the conserved momentum, called the “canonical” momentum, is

$$\mathbf{p} = m\mathbf{v} + q\mathbf{A}.$$

This is less familiar, so let's check it explicitly. Since we have assumed ϕ and \mathbf{A} are both

space-independent, we simply have $\mathbf{B} = 0$ and $\mathbf{E} = -\partial\mathbf{A}/\partial t$, so

$$\frac{d\mathbf{p}}{dt} = m\mathbf{a} - q\mathbf{E} = 0$$

as desired. This tells us that $q\mathbf{A}$ is like a “potential momentum”, similar to how $q\phi$ is a potential energy. (Since the canonical momentum is such an important property, it is usually denoted by \mathbf{p} whenever it’s in play, while the Newtonian “mechanical”/“kinetic” momentum is demoted to $\boldsymbol{\pi} = m\mathbf{v}$.) However, in this case, the tool of canonical momentum doesn’t tell us much we didn’t already know.

Canonical momentum becomes useful in situations with only *partial* translational symmetry. For example, suppose that ϕ and \mathbf{A} are both independent of x , but not y and z . Then the fields can be quite complicated, as can the particle’s motion, but p_x will still be conserved!

In addition, the canonical momentum is the building block used for more complex situations. For example, if ϕ and \mathbf{A} are both invariant under rotations about the z -axis, then

$$J_z = (\mathbf{r} \times \mathbf{p}) \cdot \hat{\mathbf{z}}$$

is conserved. Moreover, the adiabatic invariant of **M4** must be written in terms of the canonical momentum. For example, for periodic motion along the x -axis, it is

$$I = \oint p_x dx$$

while for periodic circular motion in the xy plane, it is

$$I = \oint J_z d\theta.$$

Finally, though all the following problems will assume the particles are nonrelativistic, the results above go through unchanged in relativistic mechanics provided that $\boldsymbol{\pi} = m\mathbf{v}$ is replaced with the relativistic momentum $\gamma m\mathbf{v}$.

- [4] **Problem 15.** Let’s check some of the statements made above in a simple case. Consider a situation with zero electric field and a constant uniform magnetic field $\mathbf{B} = B\hat{\mathbf{z}}$.

(a) Show that this situation can be described with

$$\phi = 0, \quad \mathbf{A} = \frac{B}{2}(x\hat{\mathbf{y}} - y\hat{\mathbf{x}}) = \frac{Br}{2}\hat{\boldsymbol{\theta}}$$

which is symmetric under translations along the z -axis and rotations about the z -axis.

(b) The symmetries of this problem tell us that p_z and J_z are conserved. Conservation of $p_z = \pi_z$ is obvious, because there are no forces in the z -direction. As for J_z , find an explicit expression for it, in terms of the ordinary angular momentum L_z , B , and r .

Back in **E4**, we encountered IPhO 1996, problem 2, which instructs the reader to solve a tricky problem by pulling out a magical conserved quantity; it’s just J_z . Next, let’s suppose the magnetic

field's magnitude varies in time, corresponding to

$$\phi = 0, \quad \mathbf{A} = \frac{B(t)r}{2} \hat{\theta}.$$

Of course, the changing magnetic field is accompanied by an induced electric field, as $\mathbf{E} = -\partial\mathbf{A}/\partial t$.

- (c) Suppose that B is initially equal to B_0 , and the particle is orbiting in a circle of radius r_0 about the z -axis. The field is *slowly* changed to B_1 . What is the new radius r_1 of the orbit?
- (d) What if instead the field is very quickly changed to B_1 ?
- (e) Even more generally, let's suppose the field is $\mathbf{B} = B(r, t) \hat{z}$, which can depend on both time and the distance r to the z -axis. Assuming the field changes slowly, find a compact expression for J_z in terms of r , the value of B at the particle's radius, and B_{av} , the average value of B within the circle formed by the particle. This will immediately yield the answer to the "betatron" example in **E4**.

- [2] **Problem 16.** Here's another quick application of the conserved J_z identified in problem 15. As discussed in **E8**, electron orbits can be modified in a magnetic field, leading to diamagnetism. Many textbooks try to motivate this by considering forces on classical electrons, but such arguments don't actually work: it can be shown that for classical systems in thermal equilibrium, diamagnetic effects always cancel out. A legitimate derivation requires some quantum mechanics.

In **X1**, we discussed how the electron orbits in a hydrogen atom have $L_z = n\hbar$. Let's suppose the states $n = \pm 1$ are occupied, corresponding to electrons of charge q and mass m performing a circular orbit of radius r in opposite directions. The magnetic moments associated with these orbits cancel. But in the presence of a uniform magnetic field B , perpendicular to the plane of the orbit, the quantization condition becomes $J_z = n\hbar$, and the magnetic moments no longer cancel.

Find an approximate expression for the net magnetic moment, in terms of q , m , r , and B . Assume B is small, so that the magnetic force is small compared to the electrostatic force.

- [2] **Problem 17.** Let's consider one more simple application of canonical momentum. Suppose a point charge of mass m and charge q experiences the uniform constant fields $\mathbf{E} = E\hat{x}$ and $\mathbf{B} = B\hat{y}$.
- (a) Write a corresponding ϕ and \mathbf{A} which are independent of y and z .
 - (b) What are the associated conserved quantities?

By now, we've covered most of the applications of canonical momentum for point charges. When it shows up on modern Olympiad problems, there's generally a twist. For instance, we can replace the point charge with an electric dipole, as illustrated in the following three tough questions.

- [5] **Problem 18.** ⌚ APhO 2001, problem 2.
- [5] **Problem 19.** ⌚ EuPhO 2022, problem 3.
- [5] **Problem 20.** Physics Cup 2021, problem 1. This one requires more electromagnetism background.
- [5] **Problem 21.** ⌚ GPhO 2017, problem 3. A problem on a "shock wave" hitting an electron. Don't be intimidated by the language; you don't need to know anything about shock wave physics to do this question.

3 Gravitational Fields

Idea 5

In classical mechanics, you've seen that a uniform gravitational field behaves a lot like the fictitious force due to a uniform acceleration. The equivalence principle states that the two behave exactly identically, in all possible contexts; it was one of the key ideas that led to the development of general relativity.

- [4] **Problem 22.** In this problem, we give one of the classic justifications for gravitational redshift, the fact that photons redshift when moving against a gravitational field. Suppose that point B is a height h above point A , in a gravitational field g . A set of electrons and positrons with total rest mass M are converted into photons of frequency f at A . The photons fly upward to B , where they are converted back into electrons and positrons. Assume throughout that g is small.

(a) Find the total mass M' at B , and thus the frequency f' of the photons measured at B .

Let's explore some consequences of the result of part (a).

- (b) Since the frequencies of photons can be used as a clock, the fact that $f \neq f'$ implies that the gravitational potential causes time dilation. Show that times are dilated by a factor of $1 + \phi/c^2$, where ϕ is the gravitational potential and $\phi/c^2 \ll 1$.
- (c) Suppose a photon bounces between the top and bottom walls of a vertical box, of height h . If the photon has energy E at the bottom of the box, what is the time-averaged contribution of the photon to the weight of the box?
- (d) We can also derive the frequency shift using the equivalence principle. To confirm this, suppose that two observers C and D begin at rest, with D a distance h to the right of C . At a certain moment, both observers begin accelerating to the right with a small acceleration a . If C emits light of frequency f (in C 's rest frame), show that D observes light of frequency f' .

The predicted frequency shift was observed in the 1959 Pound–Rebka experiment, where gamma rays were transmitted from the top to the bottom of a tower.

- (e) The tower's height was 22.5 m. What was the fractional change in energy of the photons?
- (f) The gamma ray had energy 14 keV. According to the energy-time uncertainty principle, what is the minimum time needed to detect the effect?

Remark

You might be a little worried that the result of part (c) above does not seem to be invariant under a large, constant shift of ϕ , even though in Newtonian mechanics we can always do this. In fact, in that case the same analysis is essentially valid, but the "extra" gravitational time dilation is canceled out by other effects, which unfortunately can't be explained without full general relativity. In other words, the analysis above is only valid when ϕ is small.

If you find this confusing, you're not alone. In 2018, there was some excitement as researchers claimed to explain a long-standing anomaly in particle physics, making a mistake precisely along these lines. (A rebuttal is given [here](#).)

- [3] **Problem 23.** In this problem we consider the effects of relativity on a clock on the surface of the Earth, which has mass M and radius R . It rotates about its axis in time T , as measured by an observer at infinity who is at rest relative to the center of the planet
- Consider a clock C that lies on the surface of the planet at a point on the equator. Compute the time measured by the clock C after a single rotation of the planet, incorporating both the ordinary time dilation effect in special relativity, and the additional effect of gravitational time dilation. Which effect is bigger?
 - Repeat part (a) for a clock C' on a satellite orbiting the planet, in a circular orbit a height h above the equator.
 - Using the numbers $M = 5.97 \times 10^{24}$ kg, $R = 6.4 \times 10^6$ m, and $h = 2 \times 10^7$ m, estimate the difference in time elapsed per day for the two clocks, counting only time dilation in special relativity, or only the effect of gravitational time dilation.

[This paper](#) explains how the Global Positioning System accounts for both of these effects to work.

- [4] **Problem 24.** 🕒 IPhO 1995, problem 1. A straightforward problem on gravitational redshift.
- [5] **Problem 25.** 🕒 APhO 2014, problem 3. Gravitational fields bend light; this problem is about the geometry of gravitational lensing. Print out the official answer sheets and record your answers on them.
- [3] **Problem 26.** 🕒 IPhO 2023, problem 2, parts C.1 through C.4. A neat problem on how the Shapiro delay, a classic test of general relativity, can be used to measure the neutron star masses.

Remark: Visualizing Relativity

You've probably heard that in general relativity, gravity is explained by the curvature of spacetime. In other words, freely falling objects always move in straight lines through spacetime; they only look like they're accelerating downward because we are constantly being accelerated upward. This is nicely illustrated [here](#) and explained in greater detail in [this paper](#).

There is a common analogy for this involving picturing space as a distorted rubber sheet. It's a very bad analogy, because things will only accelerate towards the valleys in the sheets if you have gravity pointing down the sheet. In other words, the analogy tries to explain gravity by assuming you have spatial curvature *and* gravity. This misses the beautiful key point of relativity, which is that the gravity can be explained by *spacetime* curvature alone.

The fact that freely falling objects move in straight lines means that an object sitting on the surface of the Earth is actually being constantly accelerated. But this leads to a common followup question: in this picture, the surfaces of America and India are constantly accelerated in opposite directions, so why doesn't the Earth tear itself apart? Indeed, in special relativity this would make no sense. It's only possible because of spacetime curvature.

This can be explained with a spatial curvature analogy. Consider two people walking east, side by side, with one just north of the equator and the other south. In order to stay a *constant* distance apart, the person walking on the north will constantly have to

bear to the right, while the person walking on the south will have to bear to the left, because the Earth's surface is spatially curved. Similarly, in a situation with spacetime curvature, America and India need constant opposite accelerations to maintain the same distance.

There's a neat way to visualize this situation called the "[river model](#)", which was rediscovered and animated [here](#). The basic idea is that we think of space as a river that is constantly flowing towards the center of the Earth. Observers in America and India constantly need to paddle in opposite directions against the river to stay in place. This is also a good way to think about the event horizon of a black hole, which is where the river starts to flow faster than light.

In this remark I've given three analogies about spacetime, so which of them is "correct"? None, really. The analogies don't tell us what spacetime is. They're just different ways of verbally describing what the equations of general relativity say. They each imperfectly describe some aspects of the equations, and fail to capture others. (Any simple analogy *must* fail to capture the content of a theory, because if it really were simpler and just as valid, then that analogy would be the theory instead!) There is no actual spacetime rubber or river; those are just stories we tell ourselves to make the mathematics more appealing to our animal-descended minds. Of course, philosophers debate over whether the attitude I've expressed in this paragraph is right. It's called "anti-realism", and I wrote about it [here](#).